



Volume 34

Winter 2013-
Spring 2014



Association of University Interior Designers

CLEARSTORY

2013-14



Featuring the 2013 Conference
at the University of Texas at Austin

CLEARSTORY 2013-14



Table of CONTENTS

Letter from the President	2
2013 AUID Board Members	3
2014 AUID Board Members	3
UTA Conference	
UTA Conference Welcome & Committee	4
Conference Sponsor Acknowledgements	5
Campus Tours, Speakers, Highlights	6-37
Scholarship Recipients 2013	38
Table Topics	39
Design Competition 2013	40-43
Optional Tours	44-45
Conference Attendees & Group Picture	46-47
Membership News	48-49
Upcoming Conferences	50-51

Advancing University Interior Design Professionals

AUID provides a network and resource for the sharing of information, discussion of issues, resolution of problems related to interior design work at Universities, and the management of interior design work at institutions of higher education.

- To promote activities designed to benefit the membership through education, communication, and research.
- To compile and disseminate resource information of mutual interest to members.
- To increase the knowledge in all areas of design that deal with the unique problems of institutions, including public health, safety and welfare.
- To work towards elevating the level of professionalism of its membership.

Volume 34

Winter 2013-
Spring 2014

Mission:

The Association has been established as a non-profit organization whose mission is to promote communication among members at institutions of higher education and to promote a high and effective level of professional practice.

Membership Criteria:

The membership of the Association shall consist of individuals who ascribe to the purpose and objectives of the Association and shall be employees of institutions of higher education.

Presidents Report



This past year brought some great discussions on our email network. In particular many were interested in the Collaborative Technology classroom makeup. Several universities are in the midst of trial classrooms with flexible spaces to get user feedback on the best mix of flexibility and technology integration. It would be great if we could share findings on our website for all to implement and take away what might be applicable to their university.

Another topic that seems to repeat itself often is flooring specifications. The flooring industry does seem to have some new technologies in the manufacturing process and it will be interesting to see how these hold up in our environments. This may also be a great panel discussion topic and one that might also go up on the website to gather/group information in a convenient space for all to access easily.

This year while judging NeoCon there was a strong indication that product development seems to be on the upswing again. For the first time best of NeoCon was won by a technology software support company partnered with Hawthorn who can provide the

supporting furniture for the technology integration. The product is called "Bluescape" and offers touch screen integration and internet conferencing into a single screen that can share all participants' computer screens while recording and documenting the work session and storing it on a cloud based platform so that anyone can pick it up and continue the stream of work. This is a great tool for researchers as they can swipe back to past data very easily without leaving the screen. It is currently in beta testing but expects to go live for purchase this winter.

For the coming year there are 2 areas I would like to discuss.

First, focus on memberships in areas that are not currently covered. By looking at our map on the website it is clear that we are lacking representation in the northeast and the central northern regions. I have put out some letters to colleagues in the northeast but would be interested in developing a strategy to increase membership in these areas.

Second, I would like to discuss upgrading our website to have more information for us all to access.

I could see having a link dedicated to some of our email discussions on "hot topics". Another for a photo gallery of work that we think might be helpful for others to see, this could be used in presentations as well to show your clients what other Universities are doing. I would like to have CEU information and links to courses that would be specifically applicable to our needs and help us all earn credits that might actually be something usable in our work. I can imagine our website being a place that we would visit daily for information. This will take additional resources but it seems from the last few treasury reports that this may be a good time to invest in this kind of endeavor.

I am looking forward to another year and to help expand our reach as an organization.

Respectfully submitted,

*~ Debra Barresse,
Princeton University*

AUID Board Members 2013

President

Debra Barresse, Princeton University

First VP

Sara Powell, Spelman College

Second VP

Debi Miller, University of Kentucky

Secretary

Susan Carlyle, Emory University

Treasurer

Lisa Kring, University of Kansas

Publicist

Sheri Harper, Western Michigan University

Historian

Kenna Weber, University of Missouri-Columbia

Director at Large

Robin Connolly, University of Texas - System

Director at Large

Amy Keene, University of Oregon

Director at Large

Kris Willis, John Carroll University

Director at Large

Mary Lee Schott, Northern Kentucky University

Past President

Julie Lenczycki, Western Michigan University

AUID Board Members 2014

President

Debra Barresse, Princeton University

First VP

Kris Willis, John Carroll University

Second VP

Debi Miller, University of Kentucky

Secretary

Susan Carlyle, Emory University

Treasurer

Lisa Kring, University of Kansas

Publicist

Sheri Harper, Western Michigan University

Historian

Kenna Weber, University of Missouri-Columbia

Director at Large

Robin Connolly, University of Texas - System

Director at Large

Amy Keene, University of Oregon

Director at Large

Cindy Howe, Iowa State University

Director at Large

Melissa Marriott, University of Illinois

Past President

Julie Lenczycki, Western Michigan University

Other Professional Associations:



For more information
go to AUID.org/
associations



Littlefield Fountain
at Main Building,
UTA Campus

**spur
your
creativity**



Littlefield Fountain
at Main Building,
UTA Campus



Conference Welcome Statement

The theme, “Connect— Spur Your Creativity” was chosen because connecting with our peers to learn and share information will spur our creativity to provide excellent design solutions for our campus clients.

As all of us are professionals working for university facilities in one area or another, learning and

sharing experience and information is critical to helping all of us execute our projects to the best of our abilities. In just about every situation, we are called upon to be creative with the use of space, materials, and furnishings that require a great deal of performance characteristics and for the final outcome to look designed and

relevant. What a challenge! But we love it, and we hope this conference will help you **connect** with each other, share information, and absorb ideas from our campus that will help **spur your creativity** that can be applied to your home university project.

~ *UTA Conference
Committee*

AUID Conference Committee 2013

Shannon Adkins, *Interior Designer*

Project Management & Construction Services
UT main campus

Robin Connolly, *Project Manager, FF&E*

Office of Facilities & Planning & Construction
The University System

Robyn Green, *Manager*

Project Management & Construction Services
The University of Texas at Austin

Ann Holbrook-Willis, *Interior Designer*

Project Management & Construction Services
The University of Texas at Austin

Kristi Koch, *Project Manager/Architect*

Project Management & Construction Services
Division of Housing & Food Service
The University of Texas at Austin

Irma Ureña, *Senior Administrative Associate*

Facilities Services
The University of Texas at Austin

Conference Sponsor Acknowledgements

Oil Gushers

- Baker Manufacturing
- Interface
- Knoll
- Patcraft
- Southwest Contract
- Tandus Flooring
- Versteel

Longhorns

- Clarus Glassboards
- Foliot Furniture
- Forbo Flooring Systems
- Gunlocke
- Haworth
- Integra Seating
- RT London
- Sauder Education
- Sedia Systems
- SitOnIt Seating / IDEON / Exemplis
- Steelcase
- Sue Gorman Associates and Keilhauer
- Transformation Furniture

Lone Stars

- Allsteel
- Claridge Products and Equipment
- Davis Furniture
- Herman Miller / Workplace Resource
- Kimball Office
- National Office Furniture
- PPG & Glidden Professional
- Stinson

Bluebonnets

- 3Form
- Knoll Fabrics
- Mannington Commercial
- Nora
- Shaw Contract Group
- Sherwin Williams
- Tarkett / Johnsonite



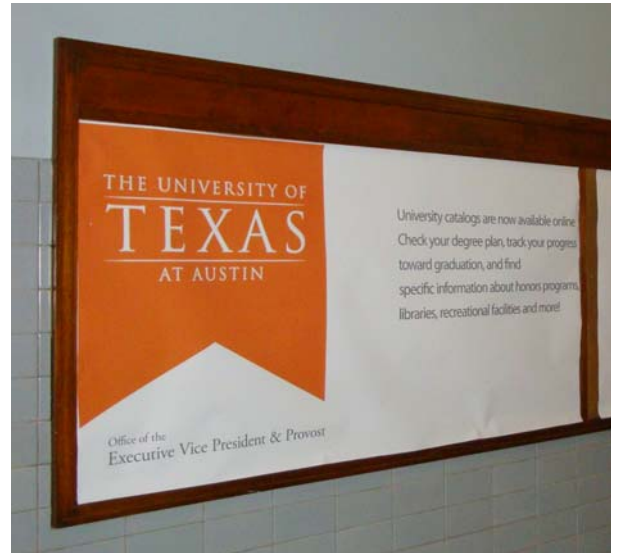


Bill Throop, PE

Campus TOURS


Opening Remarks

A buffet breakfast was served Tuesday morning, October 15th at the Thompson Conference Center. Opening remarks were made by **Bill Throop, PE.**, Director of Project Management and Construction Services. Bill is responsible for all renovation and minor construction projects on The University of Texas at Austin main campus and satellite campuses, including Marine Sciences Institute and McDonald Observatory.



Responsible for an annual construction program that includes more than 400 projects, totaling more than \$45 million, his organization consists of a 55-member project management and contracting staff and a 99-member shop construction section.

Welcome to Texas AUID!!



How to Trap the Boredom Monster...with a Classroom?

Bright and early on the first day just after heading to the campus we had the privilege of hearing a presentation by **Julie Schell, Ed.D.**, Director of OnRamps and Strategic Initiatives, speak about classrooms. She was a very engaging speaker, using real life comments from students and engaging our audience as well. Julie presented with the premise that “school is boring”. In the past students learned not because of the way they were taught, but in spite of the way they were taught!

Keeping students engaged is the main battle. Julie reminded us of what it feels like in today’s classrooms , what it looks like, and how can it feel and look (BTW we were seated in rows of tables facing the front of the room, speaker, and screen). Looking back to ancient images of learning, we see collaboration and group interaction occurring. Most classrooms are set up as a lecture hall.

The way students tend to learn more is through collaboration, preparing outside of class, sharing their ideas, and testing those ideas in class with other stu-

dents. Students who are lectured to (sage on the stage) retain dramatically less of the material presented than those who interact, discuss, and learn from peers.

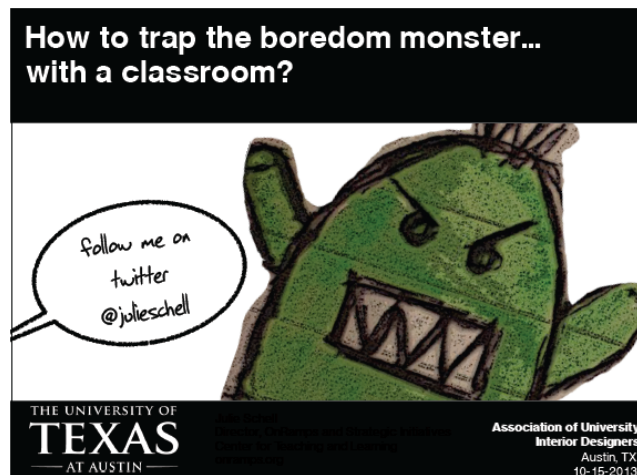
One of her interesting studies showed that students have more active brain activity during sleep than during a lecture.

Today’s classrooms need to be more of a flipped layout where the teacher is not standing and lecturing, but rather interacting and guiding. The flipped classroom model requires a change in both pedagogy and space. The model moves the learning process from the lowest to the highest processes: remember - understand - apply - analyze - evaluate - create.

Julie has made the presentation available at: <http://mazur.harvard.edu/search-talks.php?function=display&rowid=2210>

Also follow Julie at:
blog.peerinstruction.net

~ *Lori Shook, Truman State University*



Julie Schell, Ed.D
Speaker **CEU**

Campus **TOURS**

Campus TOURS Tower Overview

The UT Austin Tower, designed by French-born architect Paul Cret, was built in three phases between 1932 and 1937. Through the years, this distinguishing landmark has served as a symbol of academic excellence and personal opportunity. Standing 307 feet, it can be seen from almost any location in Austin.



Tower Construction and Uses

The Tower, originally built as the University's library, was a "closed stack" system, which means that the students did not have direct access to books. Instead, they had to use a card catalog system to find their book then hand the card to the librarian. As the university grew in population, this inefficient process, which could take 30 to 45 minutes—even longer during finals, gave way to two free-standing libraries, the Perry-Castaneda Library (PLC) and the Undergraduate Library, which now is the Flawn Academic Center. The Tower currently houses administrative offices and serves as storage for various departments.

Tower Carillon

The Tower's Kniker Carillon is a 56-bell carillon, the largest in Texas. The bells range in size from one that could fit into the palm of

your hand to one that weighs 3-½ tons. The University's carillonneur is Tom Anderson, who initially played the carillon from 1952 to 1956 while a music graduate student in music. Various carillonneurs played from 1956 to 1965, but there was none from 1965 to 1967. In 1967, then University President Harry H. Ransom asked Tom to return. He has been the carillonneur ever since.

As of 2010, the "Guild of Student Carillonneurs" are students-in-training, who are selected through auditions to carry on the tradition.



Tower Lighting Configurations

Various combinations of white, orange, or no lighting of the Tower's exterior create an interesting way to communicate to students and the community. Some of the more common configurations are below.

Fun Facts

The four clock faces on the Tower are 14'-8" in diameter and are rimmed in the original gold leaf.

In the 1930s, a city ordinance stated that no building could be built taller than the 311-foot state capitol. Consequently, the Tower is 307 feet tall. However, it was built on a six-foot natural incline. Consequently the top of the Tower is actually two feet above the Capitol.

~ Ellen Lennox,
Purdue University



Campus TOURS
Tower Overview



Entirely White
Standard lighting



Entirely Orange
Major academic and sporting events and achievement or special UT/Texas related holidays






Orange Top, White Shaft
Football regular season victories or bowl game victories and other events at the President's discretion



Entirely Orange with #1 Displayed
National championships and other events at the President's



Darkened Tower with White Cap and Observation Deck
Significant solemn occasions and other occasions at the President's discretion



Campus TOURS
Main Building



The **Main Building** resides at the base of the tower, occupied 1932. The most prominent offices of the academic departments of UTA are located within the Main Building:

- Office of the President
- Office of the Associate Vice President & Chief Information Officer
- Office of the Executive Vice President and Provost
- Office of the Vice President and Chief Financial Officer
- Office of the Vice President for Diversity and Community Engagement
- Office of the Vice President for University Operations
- Plant Resources Center
- University Communications
- University Development Office




POINTS of INTEREST:

Grand Staircase

Hall of Six Coats of Arms

Hall of Noble Words

*~Kris Willis, John Carroll University
(from Conference booklet)*





The **Peter T. Flawn Academic Center** (formerly the Undergraduate Library and Academic Center) was constructed in 1962 at a cost of \$4.7 million, not including the price of the 60,000 volumes it originally housed, and featured the first open stack library on campus for undergrads.

In 2005 the library underwent a major change by removing 90,000 volumes to other libraries within the university system and becoming a state-of-the-art technology and collaboration facility that offers flexible study spaces, multimedia services, and upgraded computer labs.



Of Interest:

- Designed to support the academic and research goals of the entire campus community.
- Students are invited to conduct research or review online material in one of two computer labs that together hold almost 200 high-speed computers. These labs represent the largest student computer resources on campus.
- Access the digital library, write a paper, create a video, check e-mail, or just surf the Web.
- Several work and study spaces designed for comfort, flexibility, and easy collaboration are also available.
- Supports student and faculty in their academic goals, study, and achievements.
- Provides students with flexible meeting and study spaces.
- Provides an updated and centrally located technology center on campus.
- Focuses on technology, information, and interaction.
- Embodies the future model of university learning centers being adopted worldwide.

*~Kris Willis, John Carroll University
(from Conference booklet)*



**Peter T. Flawn
Academic Center
Campus TOURS**

Campus TOURS
Texas Union Building

- Food Court
- Lobby Lounge
- Cactus Café & Bar
- Union Theater
- Presidential Lobby
- Union Ballroom
- Texas Governors' Room
- Sinclair Suite
- Union Underground

The **Texas Union** was built in 1933 and designed by architect Paul Cret who also designed the Tower and Main building, Goldsmith Hall and the Texas Memorial Museum. The union was built to serve as a college independent community center or a “living room” on campus. The building is reminiscent of the Renaissance style of architecture with some Spanish influence with its detailed ornate wood beam ceilings throughout the building.



The most well know space in this building is the “Cactus Café and Lounge”. This venue has been one of Austin’s great acoustical music traditions. It is an intimate live music performance venue since 1979 and acquired a national reputation show case for local, regional, national and international acoustic music acts.

On the first level is the “Union Underground” which is home to 12 bowling lanes and a billiard hall. The second level has a Starbucks and food court, several poplar lounge spaces

and an outdoor courtyard. On the third level there is the Presidential Lobby, which is an impressive double height space with ornate wood carvings of the former Presidents of the University. Also off this lobby are the Shirley Bird Perry ballroom with beautiful maple plank floors and a mansard style roof with ornate wood work and large chandeliers, the Texas Governors room, which was originally designed for men only and contains portraits of the Texas governors. This room has a handsome stained wood ceiling and ornate wood paneling. Also on this level is the Sinclair suite which was originally designed for women boast a feminine color scheme with comfortable lounge seating and a piano.




The building is currently being used by the Division of Student Affairs.

~ Courtney Dickinson, Univ of Memphis



Campus TOURS



**Andrews Dormitory and
Carothers Dormitory
Campus TOURS**



Carothers Hall was known as “Unit II” until March 1938 when it was renamed in honor of Asenath Carothers, who became the director of The Women’s Building on campus in 1903. In 1937 the hall was built at a cost of \$250,000 of which \$72,000 was grants and the rest was paid for with loans. Paul Cret was consulting architect for the building and as a result it was made in Spanish Renaissance style with creamy tan bricks and red tile roof. Carothers Hall is part of the Honors Quad in the Whitis Area Community.

*~Kris Willis, John Carroll University
(from Conference booklet)*



Andrews Dormitory was the third dormitory built for women on campus. It opened in September 1935 to house approximately 118 of the University’s women students. The building is of Spanish Renaissance style architecture with cream bricks and a red tile roof. In the fall of 1993, Andrews became a co-ed building and a part of the honors Residence halls.



Campus TOURS



Andrews:
 community
 bathrooms,
 Individual climate
 control, hardwood
 floors, laundry on
 each floor, rec room
 with ping-pong, pool
 tbl, and home theater
 system, two sundecks,
 access to the Quad
 (courtyard) with grills,
 large grassy areas,
 and trees

Carothers
 community
 bathrooms,
 Individual climate
 control, wood floors,
 reading room,
 multipurpose room,
 computer lab,
 University Honors
 Center, sundeck, 24-
 hour desk, access to
 the Quad (courtyard)
 with grills, large
 grassy areas, and
 trees

Campus TOURS
Almetris Duren Hall

- Connecting and private
- baths
- Card access swipe
- Video surveillance
- 24-hour desk
- “Azteca” Seneca
- quarry tile flooring
- Game Room
- Exercise Room
- Laundry Room
- Gallery of Texas Rivers
- multipurpose room

Almetris Duren Hall is a beautiful 175,000 square foot residence hall that opened January of 2007. Designed by architect Barnes Gromatzky Kosarek Architect and built by Hensel Phelps Construction company, it’s a wonderful blend of contemporary and traditional architecture. The building boasts a Terra cotta Ludowici Spanish tile roof, while integrating exposed red oak wood beams, forest friendly tropical ipe hardwood soffits and current high efficiency design. The building took advantage of regional materials including brick, cast stone and concrete, which incorporated recycled fly ash. The lobby and first floor commons utilize an Azteca Seneca quarry tile that sets the tone for a traditional southwest interior.

Almetris Duren hall design is double occupancy with private bathrooms. The hall offers lounges on every floor with a river theme from around the state of Texas. Local photographers were hired to take pictures of rivers and the works have been blown up to create artwork for the building. Beautiful leather lounge furniture and locally harvested wood was utilized to create study tables for the common areas. The basement has a large multipurpose room with a custom river themed carpet. Off the laundry room are a weight room, large game room and lounge area.



The hall is named after Almetris Duren who was a dedicated part of the University of Texas at Austin history. Almetris was a house-mother, advisor, mentor, advocate and inspiration to African-American, as well as all students staff and faculty from 1956-1980. She found the first minority recruitment program and the Innervisions gospel choir. In her years of service she was awarded the Margaret Berry Award for outstanding contributions to student life. The presidential Citation and the Southwest Association of College and University Housing Officers Distinguished Service Award.

~ Kenna Weber, U of Missouri-Columbia





Campus TOURS



*"Texas is what you are, not
what you were or might be."
Robert Ruark*



Campus TOURS





With the construction of approximately 120,000 GSF of state-of-the-art facilities, the **Belo Center for New Media** enables teaching, learning, and research to cross traditional boundaries with multi-use classrooms; research labs; performance, production, and broadcast studios; public forum spaces; and offices. Housed within the building are the College of Communication, the Department of Advertising, and the School of Journalism, along with the KUT Radio Station.



The Belo Center was completed in 2011 and was awarded LEED Gold for NC v2.2 in 2013. The building contains a 120-seat lecture hall, café, 300-seat auditorium, and a multimedia newsroom designed to be both a simulated newsroom and an interactive classroom.



~Loretta Jo Killeen, Univ of Pittsburgh

Belo Center for New Media
KUT Public Media Studios
 Campus TOURS



Campus TOURS Biomedical Engineering Building

The last tour of the day before a lovely dinner cruise was the **Biomedical Engineering Building**. Completed in 2008, it is the first LEED building on campus. Some of its sustainable features include a rainwater collection system, use of products with recycled content, carbon dioxide monitoring, and Greenguard-certified furniture.



Sciences- Department of Biology and the College of Pharmacy and Medicinal Chemistry. The multi- use building includes classrooms, research laboratories and administrative offices. The Biomedical Engineering Department encourages critical thinking and creativity through research, leading toward the improvement of disease diagnosis and treatment.

Due to time limitations we were unable to walk through the entire building to view the variety of research labs, seminar rooms, conference rooms and the learning resource center. We did, however have just enough time to tour the extraordinary lobby!


Designed by renowned artist Larry Kirkland, the lobby features scientific artwork displayed on the walls, ceilings and floors. The fascinating artwork exhibits human genome with engravings on the marble walls and floors. The human genome is the complete set of genetic information for humans.

~ Margaret Devall, Auburn University



The 141,000 square feet, six story building was designed by 3D/International, Inc. Architect|Parsons & 3DL Interior Design. It is home to the School of Engineering/ Department of Biomedical Engineering, College of Natural





Sustainable features:

- Rainwater collection system
- Products with recycled content
- Carbon dioxide monitoring
- Greenguard-certified furniture

Dinner **EVENT**
Lone Star Riverboat
Dinner Cruise

The weather was cool and the sky was clear when we arrived at Lady Bird Lake (formally Town Lake) and climbed aboard our double-



decker vessel to the wafting tunes of *Vintage 15* (albeit missing 12 members) a local big band. I was assured our three members, an alto sax, double base and electric guitar, were the best of the bunch and they serenaded us though the evening. After a few moments on the upper deck, we went below for liquid refreshment and received 'adult sippy cups' with our choice of red or white, or various soft drinks. I do believe I saw a beer as well. Dinner of smoked beef brisket or chicken (for the carnivores) with pinto beans, potato salad, cole slaw and kosher dill pickles and a baked potato with choice of salad (as a vegetarian option) was set up buffet style. Peach cobbler was for all.

While dining, we shoved off from shore and paddled about the Lake as the sun receded into the horizon. The lights twinkling on the downtown skyline were especially lovely. Danielle, our bartender and bat expert extraordinaire, came top side to give a short but informative talk on what we were about to

see..... the Mexican Free-Tail Bat. Snuggled up in the cracks under the bridge on Lady Bird Lake are 1.5 million of these little critters, the largest urban population in the world. Not all are adults. It is estimated there are approximately 17,000 pups in the crowd. They fly at top speeds of between 25-35 mph and up to 75 mph on migration to Central Mexico. The tweets, whistles and flapping of wings lasted for close to 20 minutes as a steady stream of mosquito munchers flocked to find their nightly sustenance.




When the excitement of the bats had dwindled, the constant hum of conversation and laughter between new friends and old filled the air as we continued back and forth on the Lake. We docked close to 9 p.m., boarded our bus and made our way back to the hotel. The evening was hosted by Southwest Contract. A good time was had by all!

~ *Linda Pierce, Arkansas State University*



- Congress
- Avenue Bridge
- Bats on Lady
- Bird Lake
- 750,000-1.5 mil
- Mexican Free
- Tailed bats



Speaker CEU Concrete Consequences

In an intense, detail-packed presentation on the effects of moisture on the concrete sub-floor, Rick outlined three main ways that moisture affects the schedule of a job. The first thing to overcome is moisture that is too high. A scary fact that Rick mentioned is that approximately 80% of the moisture tests are done wrong. For example, sometimes they're improperly set up or have an improper duration or may even be the wrong test for the situation. To ensure that you're getting the right test, go to ICRI to find a trained third party to do the test.

Concrete loves water! It loves to hold on to water so much that it takes 137 days for concrete to achieve it's "okay" moisture content with ideal conditions for finishes to go down.

The second main thing to overcome is when the pH is too high. This is the biggest sleeper in the finish world—it can affect flooring of all kinds, counters, walls, everything! Concrete is extremely alkaline (pH 12+). This is why construction workers must wear protection when handling with and working with concrete. When adhesives fail, alkalinity is often the culprit.

The third main thing to overcome is deflection—that is, when the flatness is out of tolerance. You need a level slab not just for the moisture problems, but also for all of the rigid finishes present in the finished building (i.e. porcelain tile, glass tile, wood, etc.).

Ideally, all of these issues would be addressed early on in the construction phase before there are even walls (though you'd need a roof and some type of exterior protection). Of course, early intervention is the most cost effective method for taking care of most of the inherent problems with moisture, high pH, and deflection. It is also possible to intervene "late," that is, before occupancy and floor finishes but when the walls are in place. This requires more prep than the early intervention, but is still not terribly cost prohibitive. The third way that the issues can be addressed is

retroactively during a renovation, when everything is already existing. This is the most expensive and labor intensive method.

One thing to remember is that when you renovate a space and upgrade windows, HVAC, etc. but you don't account for the change in the environment for the floor, the pressure in the room(s) will change over time, and a few months after the renovation the floor will likely fail.

So what can you do to mitigate all of these horrible things? Well, the first (and least expensive) option is to put down a vapor barrier. However, this is not typically something that can happen in a renovation. For a renovation, the Intertec and Laticrete products Rick sells can be trucked to the site and hosed into the prepped space. This can be done as an early intervention, a later intervention, or for a renovation. A bonus for doing it early is that have a perfectly level, smooth floor can reduce change orders up to 70%, which reduces waste and saves time and money (hooray!).

~ *Anna Ruth Gatlin, Auburn University*

Speaker: Rick Kercheval





to provide space for storage. Each floor had a unique tile accent color to help with wayfinding. Student lounges were encased with glass walls to give the feeling that students were “together alone”.

~ *Bridgett Keener, The Ohio State Univ*



Jester East is a residence hall consisting of 10 levels, originally built in 1969, and recently renovated. Walking into the lobby you can find fresh white columns paired with warm wood accents. First floor furniture included drum tables on wheels, for ease of movement for the students. Geometrical benches from Nightingale added interest to the lounge areas.

Inside the student rooms, all of the furniture was on casters, and the beds were junior lofts,



Jester East Dormitory
Campus TOURS

Campus TOURS
Jester West Dormitory



Having worked within housing for two large Universities, I can say that I was very impressed with the Residence Halls at the University of Texas. The most interesting, by far, was **Jester West**. First glance to the exteriors and you were swept up in the whimsy of a certain Spanish style influence of architecture—with the clay tile roofs, tan brick, and running arcades. It was lovely how the large looming trees had created a lovely canopy over the courtyard with just enough shade to keep one cool and daydreaming about long-horns.



Entering into the building you were automatically hit with a somewhat chic downtown vibe—a small city within a building. Pizza, coffee, pharmaceutical goods, and almost anything a college kid might need to get their hands on late at night. There was something pleasantly surprising with reading a new quote or song about Texas on the wall . . . it inspired a sense of tradition and spirit. We then toured the lobby and cafeteria, J2. This

dining facility incorporated interesting technology and techniques through its layout and design. Some of its successes involved: an interactive nutritional board, clearly visible food allergy signage, as well as my favorite, the interactive chef area. J2 also incorporated the idea of fine dining options through a more expensive and real restaurant-like by-the-plate meal option.



The rooms themselves seemed very simple and streamlined. Overall, a very pleasing location and ambiance for a year-long student home. I quite enjoyed it!

~ *Katie Harris, The Ohio State University*



We briefly visited the Perry-Castañeda Library to visit the Collaborative Commons completed in 2013. The **Perry-Castañeda Library** is the main research library The University of Texas at Austin. It is the tenth largest library collection in North America and is a major research center in Texas. Perry-Castañeda is the ‘main’ library on campus and houses a wide range of subject areas, with a special focus on social sciences and humanities.



Completed in 1977 the 7-story Perry-Castañeda Library is 500,673 GSF. There are 9.3 acres of carpet and 70 miles of book stacks! The library has the capacity of 3,200,000 volumes. All public areas on floors 1, 3, 4, and 6 are designated quiet study areas. The main floor (floor 2), the



Reference Room, and the Periodicals Room are also quiet study areas. Group study, Presentation Practice Rooms, and a dedicated Interview Room are available for reservation.

The University Federal Credit Union Learning Commons (UFCU) is a student study area and


may be used for group study or collabora-






tive purposes. Study pods are available to patrons on a first-come-first-serve basis. The Collaborative Commons (PMCS) nearly the length of a football area, is a book-free strip painted and carpeted with bright colors, and arranged with lounge groupings, study tables, high-top tables and stools, mobile marker boards, and a “MediaScape” setting.

In order to provide distributed power through the space UTA designers utilized Connectrac. Other furnishings were primarily Steelcase and coalesce products.

~ *Kris Willis, John Carroll University*
(from *Conference booklet*)



Perry-Castañeda Library
Campus TOURS



Campus TOURS Learning Museums in Campus Residence Halls

Two years ago there was an initiative create museums in the UT residence halls. It was important that students be integrally involved in the museums' creation and that they feel like they belong there and be comfortable there.

portable and mobile and suitable for leisure, studying, or events. There is a fund of \$25,000 a year put aside to invest in these museums. The next museum to open will be the Native American Gallery and will be




blessed by the three recognized existing tribes in Texas. This will provide another transformational learning space/experience for the students.

~ Susan Layton, University of Illinois

**Presentation by Hemiata Jhaveri, Ph.D.,
Director of Residence Life**

The first gallery created was the gallery of Great Texas Women. The space we visited, the **Gallery of Texas Culture**, connects students to their origins and allows them to learn on their own time and at their own pace. The many flags displayed show the variety of cultures of origin present in Texas. The informational panels are inexpensive and can be replaced if damaged. The furnishings are com-

Residence Life is an auxiliary based university housing system at UTA, comprised of 14 residence halls, housing over 7,200 students.



Campus TOURS Learning Museums in Campus Residence Halls



Lunch and Table TOPICS at Darrell K. Royal-Memorial Stadium



Designers and table talks; you can always count on a few good stories over a nicely prepared lunch. You can encourage a discussion on topics such as design pet peeves, lessons learned and the tried and true products you've come across during your career, but let's face it, sometimes we prefer the subjects that aren't related to design at all. Perhaps after living and breathing design on a regular bases, it's more productive to hear about the latest health cleanse or even better, your adult beverage of choice after a long day of work (both were hot topics).

But wait, who would have known that many of us share similar challenges and frustrations in the work place? It's helpful to hear about other designers' approaches and solutions in hopes that you can learn from their mistakes and success. Let's take historic buildings for instance. Did you know that registering a building with the *National Register of Historic Places* could keep you from replacing old windows with new energy efficient windows? And what about those carpet tiles that were ambitiously advertised? After two years, the 10,000 square feet of carpet you had installed

makes your grandmother's thirty-year old carpet look fabulous. If it weren't for that table talk discussion, you may have missed the memo and learned those lessons the hard way.

One thing is for certain, when you get a group of creative designers together in one room, you are guaranteed a lively conversation and never a dull moment. It's the collaboration with other like-minded individuals that make our career field enjoyable and worthwhile.

~ *Andrea Jobe, Indiana University*





Table Topics:
See page 39 for topics provided at the tables for discussion at lunch




Campus TOURS

Gregory Gymnasium & Gregory Gym Aquatic Complex

Gregory Gymnasium was built in 1930 for an approximate cost of \$500,000 and was at its onset one of the pioneering projects for the advancement of the University of Texas campus. In the spring of 1962 the addition of the Gregory Annex was it's first renovation; the three-floor addition connected the south side of the building and extended down to 21st street. In 1997, Gregory Gym was reopened after a \$26.8 million, 22 month renovation.

In addition the redesign created a bright and airy setting that unites the heritage and tradition of the old Gregory with the functional, state-of-the-art design of the modern interior. The Gregory Gym renovation project completed with the creation of the **Gregory Gym Aquatic Complex**, which featured a complete renovation of the then 75-year-old Natatorium and the addition of a new two-acre outdoor complex consisting of an outdoor lap pool, two outdoor leisure pools, a spa, reception garden, deck for lounging, and lush landscaping. The complex was completed in 2005.



~ *Kris Willis, John Carroll University*
 (from Conference booklet)



The **Student Activity Center (SAC)** culminates almost 60 years of student lobbying for another dedicated social and cultural center on the east side of campus. Its main purpose is to serve the students of the University of Texas at Austin, support a diverse array of student interests and provide additional and alternative options for activity. The building operates 24 hours a day and spaces are designed to change use throughout the day and year.

Highlights:

- New Construction, 7 Floors, Occupied 2011
- LEED Gold NC 2.2 (first building on the UT Austin Campus to receive this rating)







Interior Information:

- 149,000 sf of departmental space, dining, and distributed lounge space
- Over 25,000 sf of outdoor seating within 46,000 sf of landscaped courtyards
- 13 meeting rooms, including a 5,000 sf ballroom, a black box theater, a legislative assembly room, dance rehearsal space, and a 500 seat auditorium
- Green roofs reduce and slow the amount of storm water leaving the site, mitigating flooding in Waller Creek and further reduce the heat island effect
- Day lighting reduces energy consumption and heat gains from artificial lighting
- Rain water collected from the roofs is used for water-efficient landscaping
- Paper, plastic, glass and cardboard is recycled in accordance with LEED standards

~ *LouAnn Risseuw, Rice University*

Student Activity Center
Campus TOURS



Campus TOURS
Liberal Arts Building

The new **College of Liberal Arts Building** unites previously fragmented liberal arts departments and centers in a consolidated location to foster cross-disciplinary research among faculty and strengthen efforts to provide support for both research and instruction. The building houses a student center to provide critically needed classrooms, study space, facilities and services to liberal arts students.

The building's emphasis on making connections is critical to the future success of the students and faculty and the design of the common rooms carry an important message: *there are no barriers between students and the person in charge.*

The building was completed in 2013 and UTA is pursuing LEED Gold for NC (2009).

*~Kris Willis, John Carroll University
(from Conference booklet)*



CLA:

Smart Classrooms with next generation instructional technology

Julius Glickman Conference Center

Student Activity Sky Bridge

Linguistics Lab

James J. Mulva ROTC Center



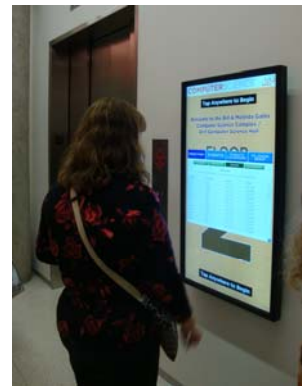



Our AUID tour visited the **Bill & Melinda Gates Computer Science Complex and Dell Computer Science Hall**, a newly constructed facility opened in February of 2013. This 232,503 GSF building is LEED Silver. The building houses research lab space, teaching and meeting space and student organization space. The complex has an open atrium with a floating stair.

The entries have a patterned grid awning over the windows and that grid pattern is carried into the facility in the interior stair railing. There is a play between the hard brushed aluminum and white terrazzo flooring and the warmth of the wood stair railing and wood acoustical ceiling. Wooden benches made from a slab of wood give a hint of rustic “Texas” contrasting with the sleek interior. The whimsical entrance of the color yellow, in the stair well and exterior furnishings offsets the gray, white and red color scheme. What a delight to open the stair well door and see this usage of vibrant yellow.

A beautiful facility poised to instruct the next generation.

~Marie Brown, University of Florida



Bill & Melinda Gates Computer Science Complex and Dell Computer Science Hall Campus TOURS

GDC:

Assignable and highly programmable research lab space



200-seat lecture hall and 7 classrooms


10 electronic seminar rooms and instructional labs

Student organization offices

Spaces designed to encourage interaction and collaboration

Campus TOURS
Interesting
Miscellaneous Pictures





Interesting Miscellaneous Pictures Campus TOURS

Conference **EVENTS** Table Topics at Lunch

The topics have been consolidated for this summary listing

TRIED & TRUE PRODUCTS |

General

- A/V
- Wall Treatments
- Flooring
- Writing Surfaces
- Conference tables
- Conference chairs
- Classroom desks
- Tables
- Fixed/Mobile
- Auditoriums
- Lab casegoods and tops
- Lab Stools
- Specialized equipment seating
- Casegoods
- Desks
- Modular systems
- Task chairs
- Guest chairs
- Dorm Rooms
- Study lounges
- Laundry facilities
- Lobbies
- Dining
- Flooring
- Wallcovering
- Paint
- Fabric
- Toilet partitions
- Ergonomic (i.e. Keybd trays)
- Markerboards
- Glassboards
- Acoustic Products
- Elevators
- Lobbies
- Dining
- Lessons learned

PROFESSION | Lessons Learned

- From a client
- From a contractor
- From a colleague
- From a project
- From a student

PROJECTS | Integrating Technology

- You want to do what?
- Solutions
- Trends
- Lessons learned

PROFESSION | Design Consultants

- Learning Curve
- How to teach Facility Design
- Successful Relationships
- Pet Peeves
- Lessons learned

PROJECTS | Historical Spaces

- Examples
- Challenges
- Solutions
- What to look out for
- Lessons Learned

PROJECTS | Sustainability

- Strategies
- Programs
- Challenges
- Products
- Direction/Importance from Campus
- Lessons learned

PROJECTS | Delivery Methods

- What have you used?
- In-House/Shops
- Bid
- IDIQ Contracts

PROJECTS | Unique Requests

- You want to do what?
- Challenges
- Solutions
- Lessons Learned

PROJECTS | Purchasing

- Specifications & Bids
- Contracts (State, E&I...)
- Challenges
- Lessons Learned

PROFESSION | Functions

- Duties
- Charge for services?
- Market your services?
- Do you have interns?
- What's your favorite thing about your job?

PROFESSION | Definitions

- Job Title
- Job Description
- Department name
- Duties

PROFESSION | Integrating Technology

- What devices do you use?
- What apps do you use?
- Project Management Software
- Drafting Software

PROFESSION | Miscellaneous

- How do you explain your job to "outsiders"?
- How did you find this niche?
- What's the most embarrassing thing that's ever happened to you on the job that you're willing to share?
- Describe your typical day (on the job)

It's all about YOU!

- Describe your perfect day.
- Are you a tea or a coffee person?
- What is your favorite food?
- What is your favorite dessert?
- What is your favorite beverage after a long day?
- How do you unwind?
- What's your dream vacation?
- If you were Oprah, what would be on your "Favorite Things" list?
- How would you describe your style?
- What's your favorite book, movie, TV show...?

The 2013 AUID Conference culminated in an elegant evening at the AT&T Executive Education and Conference Center.

Attendees were treated to cocktails, delicious food and live music. It was also a great time to seal friendships that had developed during the previous three days. Design submissions from various university designers were on display on long easels (custom made by the UT Austin Carpenter Shop) in the clerestory space and everyone had a fun looking at the photographs and the creative solutions that were apparent in many of the submissions.

The featured speaker was **Ms. Carol M. Warkoczewski**, City Architect of San Antonio. She provided us with valuable insights into the guiding principles she has found useful during her career. Some of the highlights were themes such as:

- “own your own ideas”
- “help others see your vision”
- “ask questions” and “get input from allies”
- “see your vision”
- “don’t overdesign”
- “identify and prepare for challenges”
- “the power of perseverance”

There was dancing and much revelry after dinner, but then it was time to say goodbye. All in all this was a wonderful way to end the conference.

~Mina Lele, West Chester University

Scholarship Awards

AUID awarded four, \$2,000 scholarships to deserving students this year.

Farrah Elamir, Cornell University
Graduated May 2013

Samantha Geraci, Cornell University
Graduates May 2015

Marie McKenna, Cornell University
Graduated May 2013

Erika Watson, Iowa State University
Graduates May 2014



AUID Design Competition Awards 2013

New Construction

- 1st place **Julie Lenczycki**, New Archives Legacy Building, *Western Michigan University*
 2nd place **Ann Ruth Gatlin**, South Donahue Dormitory, *Auburn University*

Renovation Over \$150,000

- 1st place **Holy Hodge**, Moseley Center Student Hangout, *Elon University*
 2nd place **Tanya Zhuravlev & Deena Whitbeck**, Shaw Hall Dining, *Michigan State University*
 3rd place, tie **Christine Lockwood & Tanya Zhuravlev**, Armstrong Hall, *Michigan State Univ*
 3rd place, tie **Sheri Harper**, College of A&S Undergraduate Advising, *Western Michigan Univ*

Renovation \$50,000 - \$150,000

- 1st place **Tanya Zhuravlev**, Ernst and Young Communication Center, *Michigan State Univ*
 2nd place **Sheila Gassner**, Page Library Coffee Shop, *Lincoln University of Missouri*
 3rd place, tie **Cindy Curnutte**, Mizzou Arena Women's Basketball Lounge, *University of Missouri*
 3rd place, tie **Sheri Harper**, Bill Brown Meeting Hall, *Western Michigan University*

Renovation Under \$50,000

- 1st place **Alyssa Marlo**, Memorial Union Lobby, *University of Missouri*
 2nd place **Ashley Latinen**, Olds Hall Idea Room, *Michigan State University*
 3rd place, tie **Lori Shook**, Pershing Small Gym, *Truman State University*
 3rd place, tie **Sheri Harper**, Seibert Admin Bathroom Remodel, *Western Michigan University*

Specialty

- 1st place **Madison Butterfield**, The Wall, *Brigham Young University*

Seriously!?

- 1st place **Cyndi Curnutte**, Janitor's Closet, *University of Missouri*
 2nd place **Julie Lenczycki**, Rood Hall, NW Vestibule, *Western Michigan University*

Best in Show 2013

- 1st place **Madison Butterfield**, The Wall, *Brigham Young University*



Littlefield Fountain
 at Main Building,
 UTA Campus



Best in Show | Madison Butterfield

Reno Over \$150K | Sheri Harper



Conference **EVENTS**
Design Competition Awards

For display of more 2013 design competition winners go to www.AUID.org

Conference **EVENTS**
Design Competition Awards




For display of more 2013 design competition winners go to www.AUID.org

Reno \$50K-\$150K | Tanya Zhuravlev



New Construction | Julie Lenczycki





New Construction | Ruth Ann Gatlin

Reno Over \$150K | Holly Hodge



Conference **EVENTS**
Design Competition Awards

For display of more 2013 design competition winners go to www.AUID.org

Optional TOURS
WilsonArt Wilson House



The **Wilson House** is located on a very quiet end of a basic neighborhood in Temple, TX. From the exterior it looks like a typical 1950's ranch house, but inside, you are transported back to 1950 in a world created nearly entirely out of laminate.

In 1956, Ralph Wilson founded WilsonArt Laminates after moving to Texas after previously owning a California based plastics company, LaminArt.

To ensure that his plastic laminate met every standard of suitability for the everyday consumer, he turned his home into a showroom/testing lab of sorts.

Factory Tour was fabulous, but unfortunately no photos allowed (trade secrets)! We did see the process for selecting new finishes for the color boards each year. These are actually selected TWO years in advance! We also got to see the process for creating custom laminates and the wall of retired employees. Photos are reproduced directly onto the laminate surface.



~Melissa Marriott, University of Illinois at Urbana-Champaign



Nearly every surface is actually plastic laminate; walls, showers, counters, doors, etc. The dresses on forms are displays made from the decorative paper layer of the laminate. There was even a fabulous cocktail dress made from the metal surface laminate samples!

After Ralph passed, his wife wanted to sell the house, but WilsonArt company bought it from her and maintains it for tours to this day. It is also on the National Registration of Historic Places.



Later on Thursday October 17, 2013 those of us who traveled to Temple, Texas for a tour of the Wilson House also got to visit the WilsonArt plastic laminate factory.



WilsonArt is the largest laminate producer in the United States. Their organization was founded on the following principles:

- Being flexible
- Speed
- Customer first
- People focused


WilsonArt is noted for their design innovations. They make specialized and custom laminates, as well as adhesives. WilsonArt has the following certifications:

- Forest Stewardship Council (FSC)
- NSF International, The Public Health and Safety Company™
- SCS Global Services (SCS)
- Underwriters Laboratories (UL)
- UL GREENGUARD Gold Certification

WilsonArt currently has 1,800 employees in North America and one of the employees we met, Natalia, is a Designer for WilsonArt. She talked to us about the trends in the industry and how she works with what is out there in the “real” world and incorporates it into the designs they create. Trends she is seeing currently are:

- Eating Healthier
- Ethical Consumerism

- Urban Landscape
- Cityscapes
- Industrial Chic
- Rustic Glam
- What’s Old is New Again – Mid Century Modern
- Layering Perforations – Tessellations
- Classical Revival.



Prior to our presentation with Natalia we were able to feast on true Texas cuisine . We feasted on BBQ, baked beans, potato salad, and some wonderful banana pudding.

Touring the plant was really amazing as well. It was fun to see how they assemble the layers and make laminate first hand.

Southwest Contract hosted our tours of the Wilson House, the WilsonArt Factory, Panel Specialties Factory, and of SWC reception/showroom.


A good time was had by all.

*~Sheri Harper and Julie Lenczycki,
Western Michigan University*



**WilsonArt Factory Tour
And Panel Specialties
Optional TOURS**

2013 Conference Attendees



Caption describing picture or graphic.

“To catch the reader's attention, place an interesting sentence or quote from the story here.”



Caption describing picture or graphic.

Stephanie Andrus-Jacson

Texas Woman's University

Shannon M. Adkins

University of Texas at Austin

Debra L. Barresse

Princeton University

Diana Boubel

Stephen F. Austin State Univ.

Elaine M. Brandner

Miami Univ., Oxford, Ohio

Susan W. Carlyle

Emory University

Robin Connolly

The University of Texas System

Margaret Devall

Auburn University

Courtney Dickinson

University of Memphis

Sheila M. Gassner

Lincoln University

Anna Ruth Gatlin

Auburn University

Sheri R. Harper

Western Michigan University

Katie Whitney Harris

The Ohio State University

Lindsay Hellwig

Tulane University

Holly H. Hodge

Elon University

Ann Holbrook-Willis

University of Texas at Austin

Cindy J. Howe

Iowa State University

Adelina Jaha

U of Central Oklahoma

Andrea Jobe

Indiana University

Bridgett Renee Keener

The Ohio State University

Kristi L. Koch

University of Texas at Austin

Lisa A. Kring

University of Kansas

Terrie R. Larsen

BYU-Idaho

Susan T. Layton

University of Illinois

Mina Lele

West Chester University

Julie Lenczycki

Western Michigan University

Ellen M. Lenox

Purdue University

Linda Luoma

Michigan State University

Alyssa Marlo

University of Missouri

Melissa D. Marriott

University of Illinois

Marcia R. Melone

Iowa State University

Lucy S. Nye

University of Texas - MD Anderson Cancer Center

Lindsay Rowland Osman

Elon University

Susan H. Patiño

University of Texas at Austin

Polly Patton

Georgia Institute of Technology

Linda O. Pierce

Arkansas State University

Louann Risseuw

Rice University

Mary Lee Schott

Northern Kentucky University

Lori Shook

Truman State University

Terri Smith-Wright

Purdue University

Daniel Stephenson

Ball State University

Sally Ann Swearingen

Stephen F. Austin State University

Maggie Talmage

Indiana University

Kenna L. Weber

University of Missouri -Columbia

Shannin Williams

Stephen F. Austin State University

Kris Willis

John Carroll University

Tanya Zhuravlev

Michigan State University

Conference group picture



Say
AUID!
“cheese”



Other **AUID**
Member News



The **Sara Powell** was unable to be with us in Texas. Back in Georgia, Sara and her husband welcomed twins **Griffin Scott** (6 pounds, 13 ounces) and **Rowen Everdeen** (5 pounds) to the world on October 14, 2013. News of the birth was announced to us and applauded while we were aboard the Lone Star Riverboat Dinner Cruise. Sara is now back at work, but undoubtedly keeping busy with the babies ("twinsies"!). Congratulations to Sara and her husband!

~Sara is from Spelman College



Brenda T. Elrod has authored several articles for publication in College Planning & Management magazine. Her article most recent article, "**A Classic For The New Millennium**"...*Important Traditions Live on in a New Residence Hall at the University of Georgia*, was published in October 2013. <http://webcpm.com/articles/2013/10/01/new-residence-hall.aspx>

Previous articles published by Brenda include: "**Furnishing for Students**" ...*When Selecting Furniture and Furnishings for the Recent Expansion of the TATE Student Center, The University of Georgia didn't hesitate to keep Students in the loop*, October 2011. <http://webcpm.com/articles/2011/10/01/furnishing-for-students.aspx>. And "**A Must See**" ...*The University of Georgia Athletic Association Butts-Mehre Heritage Hall Expansion and Renovation*, October 2012. <http://webcpm.com/Articles/2012/10/01/A-Must-See.aspx?Page=2#>

College Planning and Management magazine (CP&M) is a monthly publication and is widely distributed in the higher education market to all levels of personnel. Look for Brenda's next article in the fall of 2014.

We are proud to have an accomplished designer and published author among our members!

~Brenda is from The University of Georgia



Terri Smith-Wright is a runner and a very driven and dedicated sibling. For fifteen years she has been running and raising money. On January 9th of this year she participated in the “Dopey Challenge” event sponsored by Disney. The event totaled 48.6 miles in four days broken up as follows: Thursday was a 5K, next on Friday was a 10K, followed by a half marathon on Saturday, and topped off with a full marathon on Sunday. The run was to raise money for cancer research.

Terri has been raising money for the Leukemia and Lymphoma Society (LLS) since 1998 when at age 30 her youngest brother was diagnosed. After completing nearly 60 races in 15 years, Smith-Wright has raised over an estimated \$40,000 for LLS.

By day she is the Assistant Director of Capital Projects for University Residences at Purdue University, but in the off-hours Terri tends to her family of animals, raising money, and her training!

Co-worker and fellow AUID member, Ellen Lenox said of Terri, “She’s just a very devoted-to-a-cause type of person. She feels very deeply about her part in this world and wants to do her part while she is here. That just so happens to be a committed (relationship) with LLS.”

Each ribbon stands for a person she knows who was, or is, battling cancer in the picture above.



Picture by Kun Xu, The Exponent Online staff photographer

~Terri is from Purdue University

For the full story reported by Haley Chekley, Features Editor in The Exponent Online go to:

http://www.purdueexponent.org/features/article_c7601357-798d-53f0-aba8-e2305bf1a6d8.html

For more information about the Disney Dopey Challenge go to:

<http://www.rundisney.com/blog/articles/introducing-the-dopey-challenge-and-inaugural-walt-disney-world-10k/>

For more information about Leukemia & Lymphoma Society go to:

<http://www.lls.org/>

SAVE THE DATE!

The **2014 AUID Conference** will be held in
Seattle, Washington
September 29-October 3, 2014



This year is AUID's 35th anniversary and plans are underway to make the 2014 Conference one to remember!

The Power of Design ~ 35 Years Strong

Our Conference Committee Chair, **Melissa Marriott** is working with ten other members to assemble a fantastic conference agenda. We are planning on a Factory Tour of Watson Furniture, multiple CEU opportunities, and several other educational and fun events! We will be touring the campuses of Seattle University in downtown Seattle and the University of Washington just to the north of downtown. The hotel selected is located right on the waterfront overlooking the Puget Sound.


We hope to see you there! Stay tuned for more information!

Our conference will be hosted by
Northern Kentucky University in the **fall of 2015**

We are looking for schools who are interested in
hosting conferences for **2016** and **2017**.
Please contact Kris Willis, AUID First VP with your interested in
hosting a future conference for our membership.



www.AUID.org



Thank You, UT Longhorns!

Those Texas designers wore us out
We walked until our feet hurt

We ended up at BME
The hub of medical research

The building was spectacular
The lobby was impressive

With scientific artwork
Beautifully expressive

The building is LEED silver
The artist Larry Kirkland

His work was so creative
Is he perhaps from Portland?

Time was of the essence
So we walked through very quickly

We boarded on the shuttle
Exhausted so completely!

Thank you UT Austin
The highest compliments!

Thank you to the Longhorns
For a wonderful event!



Written by:

Margaret Devall, Auburn University