

The Association of University Interior Designers

# Clearstory

*Networking since 1979*

## A message from President Adesso



AUID experienced many changes this year including a new website, adjustment to the Design Competition, and at the General Business Meeting amendments to the By-Laws. The general meeting minutes from this year's conference will be sent to members via email and

includes the 2007 Board Member reports.

The University Of Louisville provided a provocative and educational 2007 national conference. AUID would like to extend our thanks to Misty Burkhead and Angela Johnson for all of their work coordinating and developing

the conference program, site visits, vendor support and our accommodations at the historic Brown Hotel.

Once again, AUID provided an experiential education and design program for peers.

*Anne Adesso  
Cornell University*

## University of Louisville—our 2007 Conference Hosts

*...Dare to be great!*

The articles in this Clearstory detail the program for those unable to attend the conference. Some of the unusual sites were Universtity of Louisville's own Planetarium where creativity was *energized*, the Yum Athletic Center which showed how design could be used as a dramatic recruitment tool, the Slugger Baseball Bat manufacturing plant and museum showing unusual display techniques, and the newly constructed and phenomenally designed Muhammad Ali Center. This outstanding center is poignantly designed in the architecture, it's interior design, the visual displays and building art.

The conference provided two CEU courses. They covered LEED information shown in project applications and a very entertaining, informative, and helpful course on communication styles.

Our accommodations were at The Brown Hotel. We were treated to a passionate tour by the hotel's Historian of the hotel's beautiful interior.

AUID's annual Design Competition awards were given at a reception and dinner on site. Misty and Angela included the venues traditionally seen at conferences along with design sites particular to Louisville.

*Photo by Sheri Harper*

Looking ahead, the **2008 conference will be held October 14-17 at the Ohio State University** and already has AUID members developing another exceptional conference. Plan on attending, it is time well spent for you and the benefit of your university.

**Inside this issue:**

Campus Tours	<b>2</b>
Furniture Trends	<b>3</b>
Area Tours & Communication Styles	<b>4-7</b>
Design Competition	<b>8-15</b>
Back Page	<b>16</b>



**Professor Owen—**  
*Photo by Sheri Harper*

## Welcome to Campus

by Terri Smith-Wright, Purdue University

The conference began with a warm welcome from Larry L. Owsley, Chief Business Officer, and Professor Tom Owen, a historian of both the University and the city of Louisville.

Mr. Owsley has served as the chief business officer for three

presidents. He is credited with executing the University's original master plan and steering it to the campus we experienced on our visit.

Professor Owen, who bicycled in to meet with us, started by keeping a promise to his wife and

removed the rubber bands from his pant legs before speaking. He then went on to enthusiastically and humorously describe both the evolution of the city and the intertwined life of the city and the University.

## Belknap Campus Historic Tour

by Cindy Howe & Marcia Melone, Iowa State University


Located next to the Old Louisville Neighborhood, Belknap Campus is home to most of the university's schools and colleges, university administration, admissions, athletics and the University of Louisville Alumni Association.

The historic architecture of Belknap is a complementary mixture of today and yesterday. Many of these beautiful buildings are on the National Register

of Historic Places. Grawemeyer Hall, modeled after Thomas Jefferson's noted Rotunda at the University of Virginia, houses a recreation of Foucault's pendulum as well as historical exhibits of the university and its past presidents. This building is U of L's main administration building and named after engineering alumnus H. Charles Grawemeyer. A cast of Auguste Rodin's "The Thinker" presides

at the front of Grawemeyer Hall.

Wilson W. Wyatt Hall, named after the former mayor of Louisville and lieutenant governor of Kentucky, stands proudly on the northern edge of the Administration Oval. The building houses the Louis D. Brandeis School of Law. It is the oldest law school in Kentucky and the fifth oldest law school in continuous operation in the United States.



*Photo by Sheri Harper*

*Originally named The Poet, the piece was part of a commission by the Musee des Arts Decoratifs, Paris to create a monumental portal to act as the door of the museum.*



*Photo by Molly O'Donnell*

*The red door*

## Rauch Planetarium

by Mollie O'Donnell, Indiana University

The UofL planetarium is a distinctive building constructed of contrasting materials (brick and concrete) and forms (curved vs. angular). A triangular, red metal door in a curved brick wall leads to a courtyard with plantings, sculptures, a sundial, a solar telescope and scale line-drawings in the concrete walk of each planet (our tiny earth compared to Jupiter!).

One enters the high-ceilinged AVI, which had also supplied a lobby through double doors within their equipment. Complicated patterns of computer-controlled laser lights were projected under which had a flexible seating area the center of the dome. A mix of in front of a large projection line drawings and geometric screen. The surrounding black shapes like what a spiro-graph walls are hung with photos of star might produce moved in time to a variety of songs. Though tiring to some of our more mature Rows of black recliners provide eyes, many of the mixes made comfort and support for the good use of the dome's 3-D planetarium shows. Our show was actually a laser & music show by

## Residence Hall Furniture Trends

by Elaine Brandner, Miami University

Lee Thomson of Southwest Contract presented information about the impact of LEED, the ACUHO-I 21<sup>st</sup> Century Showcase, and design trends in residence hall furniture. Given the increased importance of energy and environmental design, it is becoming increasingly important to be mindful of green design whether or not your institution is seeking LEED certification on building projects. Important in the process is also educating students on what is being done in this regard. LEED points can be gained through recycled content including items such as laminate, packaging, bed frames and fabrics made from 100% post-consumer recycled polyester.

Additional points are possible by using local/regional materials; rapidly renewable materials; certified wood or low-emitting materials. Definitions of each of these categories were presented.

The ACUHO-I 21st Century Project was a building design competition that involved architects submitting designs for residence halls of the future. Among the options highlighted in the designs were the use of pods; furniture packages specifically for living rooms and bedrooms; smart walls; Murphy beds; and movable walls that housed storage. Thomson said that the furniture trends that he is seeing in building include use of vinyl wood plank floors; suites vs. apartments; and smaller


groups of pods that promote community.

As far as furniture trends, he sees use of wardrobes vs. closets; desks with mobile pedestals that allow the pedestal to have more than one function; and coffee tables with ottomans underneath to increase seating capacity. Other ideas that increase the usable space and flexibility include double-sided bookcases, kneespace shelves under the desk, and finished backs of furniture.


This presentation pointed out the ever-increasing need to create flexible living spaces for students while always making environmentally conscious decisions in specifying.



Be part of the future and the 21st Century Project Design & Showcase in St. Petersburg, FL on February 1, 2008



Are modular resident halls in your future?



Photos by Sheri Harper

## The Brown Hotel Historic Tour

by Maggie Talmage, Indiana University

The Brown Hotel, built in 1923, was named after the Brown family. James Brown, built the hotel as a tribute to his brother Martin Brown. It's been told that during a dinner party one night, James Brown was asked to leave because he was not dressed up enough. It was because of that, he decided to build a grand hotel! J. Brown was a shrewd businessman and he often appeared to have a hard shell, but once he befriended you, he would be your friend for life.

A classic building with neo-French revival architecture was remodeled in 1980. As they cleaned the blackened ceiling from a coal burning fireplace,

they found the original paint colors. They also discovered and reopened most of the many interior archways which had been closed prior.

The Crystal Ballroom can seat up to 350 people. The original flooring was terrazzo but now is covered by beautiful parquet flooring and carpet. The Bluegrass room used to be a 2-story dining room. Previously, the upper levels had been turned into what is now called the Broadway rooms. The 1980 remodel was unable to salvage the chandeliers, but most architecture details, such as the dentals and egg & dart moldings

were preserved.

The English Grill, a mid-line dining room in the 1920s, was turned into a pub style dining room with a bar. The oak panels show off a "B" for Brown, something guests see throughout the rest of the hotel and the cherubs in the decorative crown molding show off the face of J. Brown's daughter. They serve the famous turkey sandwich – the Hot Brown! The 14th and 15th floors were not redone. They are used by staff only for storage. The 16th floor, originally the Roof-top Garden, was remodeled earlier this year to become the Gallery Ballroom.

## Louisville Slugger Museum and Factory

By Lorraine Malone, Kansas University



*Do you recognize the second umpire?*

*...Take me out to the ballgame,  
Take me out with the crowd.  
Buy me some peanuts and  
cracker jack I don't care if I  
never get back....*

What do Cracker Jacks, three strikes, hot dogs, summertime and Louisville, Kentucky all have in common? The correct answer is **baseball!** You may have wondered how Louisville Kentucky relates to the other items. Since 1884, baseball bats have been manufactured by a Louisville based company founded in 1856 by J. Fred Hillerich. The company started as a small woodworking company but eventually grew to 20

employees by custom turning everything from balusters to bedposts. In 1880, J. Fred's son, Bud joined the company as an apprentice. He was also an amateur baseball player. There is still a debate about who the first bat was made for. Bud was instrumental in improving the manufacturing process and in 1894 the Louisville Slugger became the official trademark name for the product. The company now employs 470

people and manufactures 60% of the major league player's bats and 70 - 80% of minor league players today are hitting with a Louisville Slugger. In 1905, Honus "The Flying Dutchman" Wagner, played for the Pittsburgh Pirates and signed a contract with the company making him the first professional athlete ever to endorse a retail product. Ty Cobb signed on in 1908. The list of famous players goes on and on.....8000 in all.

**CONFIDENCE** **GIVING**  
CONFIDENCE CONVICTION GIVING  
**RESPECT** **DEDICATION** **SPIRITUALITY**  
RESPECT DEDICATION SPIRITUALITY

## Muhammad Ali Center

By Kenna Weber, University of Missouri, Columbia

The Muhammad Ali Center, located in the renowned boxer's hometown of Louisville, KY, is an amazing dedication to a living legend. The Center borders the Ohio River in historic downtown Louisville, and its mission is "to preserve and share the legacy and ideals of Muhammad Ali, to promote respect, hope and understanding, and to inspire adults and children everywhere to be as great as they can be."

The structure alone is an architectural and sculptural dedication to the man, complete with amazing details that represent his life. The architectural design and concept planners were Lee H. Skolnick

Architecture + Design Partnership and Beyer Blinder Belle Architects & Planners LLP of New York. The architects were Beyer Blinder Belle Architects & Planners LLP and Associate Architect Bravura Corporation of Louisville Kentucky.

With a project cost of \$80 million, a building size of 96,750 square feet and a plaza area of 40,000 square feet on two levels, the Center offers an abundance of inspiration and history. Inside, you can experience multi-media presentations, an interactive timeline of Ali's life, exhibit galleries, an amazing five-screen theater film, and historical civil rights era media footage.

The Center also offers a look into Ali's personal side with photographs, films, and an impressive collection of Ali's personal objects, including his Presidential Medal of Freedom.

In closing, I'll share my favorite detail. Titled "Boldness," the cladding of the main exhibition floors three through five on all four sides of the building is dramatic mural made of 16,500 square feet of colored ceramic tiles. From a distance, the tiles are mosaic images based on photographs of Ali. As you near the building the tiles dissolve into an abstract pattern of colors, an amazing detail to experience.



*The Ali Center*



*AUDI Members gazing at the capital*



*What do you think of that red wall?*

# Communication Styles

by Elspeth Brown, University of Central Oklahoma

How do you relate to others in the professional workplace?

One of the CEUs was hosted by Kimball at the Muhammad Ali Center in Louisville, KY. This Communication Style Seminar dealt with the four major methods by which people communicate, communication being the way in which we give and receive information. The seminar began by a self quiz where each participant read through and chose the words most descriptive of them. Each word was designated one of four

symbols: spades, diamonds, hearts, and clubs. Dominant and secondary suits were chosen to represent the way in which each person relates to others.

**Spades.** This suit might also be called the Driver. Drivers are result oriented. They are desire speed and action. Descriptors of this style might be determined, decisive, as well as controlling and stubborn. The **Diamonds** are the Analytics. Fact gatherers, and detail oriented, these people relate to others with orderly and formal manners, but they can

also seem indecisive and slow. **Clubs** are the symbol of the Relaters. As the name refers, these people seek to create a connection with others. They are supportive and team players. Sometimes they can be too pliable or too conforming. The final communication style is the **Heart**, or the Expressive. The Expressive is flamboyant and enthusiastic. They are personable and persuasive, but this also comes with self promotion or a sense of insincerity.

Which style are you?



**AUID Trivia—which designer in this group would be more likely to have a Zappos.com frequent buyer VISA card?**



## The Yum! Center

by Carlos Lugo, the Ohio State University

The Yum! Center is a new practice facility for Louisville's women's volleyball and lacrosse teams, and men's basketball team. The Center was dedicated on October 10 but AUID got to tour before it's official opening. The center is named after Yum! Brands, a company headquartered in Louisville. It is the parent company to KFC, Pizza Hut, Taco Bell, and other restaurant chains. The construction cost were \$15 K for a

65,000 square foot building. The architectural firm for the project was GBBN Architects with offices in Lexington, KY and Cincinnati, OH.

The Center includes practice courts, locker rooms, coaches offices, workout facilities, team meeting areas and lounge areas. The design of the building is modern and streamlined, reflective of its use as a sports facility. The use of graphics on

walls and signage throughout the building reinforce the school team spirit in a way that complements the interior design. One unique feature of the facility is the use of wood paneling and steel cabling in the lobby feature wall which emulates the surface of a basketball. The facility is fulfilling its users' expectations and also serves as a recruiting tool for future student athletes considering attending the school.

Wood paneling with steel cabling in lobby



Photos by Sheri Harper & Carlos Lugo



Notice where the fire alarm pull station is?

## Resident Hall tours

by Harriett Green-Sappington, University of Missouri



Entrance to Kurz Hall,  
photos by Harriet Green-Sappington

AUID Conference participants were treated to tours of Herman & Heddy Kurz and Community Park residence halls. Kurz Hall has been open for 3 years and houses 402 residents. Community Hall houses 358 residents. Students may sign 9 or 12 month leases. In total, twenty-seven hundred students reside in

University of Louisville's residence halls.

Each building is conveniently located on the University of Louisville campus, within walking distance of other campus buildings. Residence halls feature fully furnished rooms, air conditioning, high-speed internet and cable TV connections.

Each building includes fully equipped kitchen, computer lab, and student lounge with large screen TV. The computer lab offers study seating for 16 – 20 and six computers. Fitness equipment and laundry facilities are also available in each hall. Security is a key feature as halls are locked 24/7.



## Ekstrom Library Tour

by Jessica Brownfield, University of Missouri, Columbia

The Ekstrom Library expansion assisted in the evolution of the center as a hub for teaching and learning at the University of Louisville. The expansion, which opened in the spring of 2006, provided additional shelf space for the university's growing book collection, more seating and quiet study areas, greater technological capabilities, and a 24-hour study space.

The expansion includes the addition of a robotic retrieval system (RRS) which can hold up to 1.2 million volumes. These changes

opened up other spaces in the library for increased individual and group study spaces and an expanded café. The RRS primarily holds journals, thesis, dissertations, and oversized publications.

The Ekstrom expansion also houses the McConnell Center. This center was established in 1991 by Kentucky's senior U.S. Senator Mitch McConnell and the University of Louisville. McConnell, a 1964 graduate of the university, founded the center based on his belief that "Kentucky's future depends on inspiring talented,

motivated leaders."

According to the University of Louisville, the McConnell Center is dedicated to providing a non-partisan, well rounded education that encourages top undergraduates to become valued citizens and future leaders of the commonwealth and the nation. The center also facilitates public discourse on the major challenges of our time while encouraging an understanding of our shared past.

---

*AUID Trivia—  
Where was the first  
conference held and  
how many  
participated?*

---



Photos by Jessica Brownfield

## Smart & Healthy Educational Facilities Seminar

by Robin Faires, Ohio University

“Why is it important to have Green design?” Through this presentation, we went through several steps in discussing Smart and Healthy, Green design. To get started we were to draw a sketch of our own home, then we were to use a green marker to show all the things that are “Green” or energy saving about our home; then we were given a dreaded red marker to point out all of the things that were energy

consuming and not sustainable. It was a good exercise that made us all think about where we need to be not only in our professional lives as designers but also in our personal life at home.

As pointed out by several of our colleagues, “Green”, is the new buzz word and everybody is jumping on that band wagon with the free use of the word “Green”. We need to educate ourselves on what true

sustainability is and how it affects our projects.

### “Why green design?”

Global warming Reduced energy consumption Reduce cost Smart, healthy Teaching our children to be models.

The final message is sustainability just makes sense and this has to become a continuous process we go through, the next generation depends on it!

AUID Trivia—  
When was the first  
design competition  
held and who won  
First Place?



## Church Hill Downs

by Tanya Zhuravlev, Michigan State University



Phantom

In the heart of Louisville Kentucky you will find the legendary Churchill Downs. It sprawls more than 147 acres. The racetrack is by far one of the most beautiful Thoroughbred horse racing tracks of its kind. We were fortunate enough to get a brief private tour of Churchill

Downs and meet some of its local characters. Much of our time was spent visiting with a horse named Phantom. He was a 1997 6th place Derby finisher and a champion that brought in over \$724,000 in winnings. The most exhilarating point of our tour was a close up view of the

racetrack and the surrounding grand stands. During the Kentucky Derby all 54,000 stadium seats are full along with 100,000 in the infield.

## Speed Musuem tour

by Melissa Marriott, University of Illinois

Despite what all of us thought or expected; the Speed Museum had nothing to do with racing, horses or NASCAR. It was actually a *fabulous* art museum; and a nice break from the conference for those of us who were able to stay after the business meeting Friday morning.

The Speed has over 13,000 pieces in its collection and

would normally have taken hours to walk through. Since we only had a short time to visit, we broke into smaller groups and divided up the museum. Our docent was extremely knowledgeable, giving us the history of the Elizabethan Hall; which was a gift from Preston Pope Satterwhite. It had been originally purchased, but never installed in the collection of William Randolph Hearst. We

were also quite enthralled with the museum’s 50<sup>th</sup> birthday present from the people of Kentucky; an original Rembrandt painting, Portrait of a Woman, 1643.


While we could have spent days going through the entire museum, sadly we only had one hour. We will have to put it on the list to visit in another 20 years at the next University of Louisville conference!



## Design Competition—*Best of Show* Human Resources Renovation Sheri Harper, Western Michigan University



Human Resources BEFORE  
this renovation



The Human Resources Department had not been remodeled in years and was desperate for a change. The department had been reorganized, added staff, and their offices needed to be reconfigured into a flow that worked better. Though their requirements changed and personnel were added, their allotted square footage did not change. This presented a challenge as we spaced planned this project.

The following were some of the requirements the client wanted to see in the remodeled space.

Relocate the current entrance and make the new entrance more appealing and welcoming. Add porcelain tile to the office entry. Purchase new open office furniture and add workstations to accommodate the additional staff. Purchase new window treatments and carpet for the space. Paint office area.

To accomplish a more welcoming entrance was a challenge. The location where the client wanted to have the new entrance was riddled with

panels and cabinets, some of which could be eliminated and some that needed to remain access available. By using a Nova Wall Fabric system we were able to hide some of the panels, paint others and eliminate the ones we could by code. The Nova Wall system was a great to use over the existing concrete block walls; it also allowed us to provide a unique and well defined entrance to their space without the cost of a major remodel.



### Judges Comments:

- Most Challenging space program with great results
- Total continuity of design in space planning, color and visual interest
- Very impressive details!

Photos by Sheri Harper



## Design Competition—*New Construction Winner* Noyes Community Recreation Center Anne Adesso, Cornell University

NCRC as the Noyes Community Recreation Center is referred to on campus is a mixed use facility for café dining, student study, presentation space, TV lounge and has recreational athletic facilities for student usage.

The design intent was to have an environment that was flexible, in that it would allow easy rearrangements by the students for various programmatic functions,

that it would support independent as well as collaborative study, that it would provide a café function and a TV lounge function and that it would be durable and cleanable.

The architects specified carpet tiles in gold, gray and black, gold paint colors for the walls, and large overhead disks in varying shades of red. The challenge was to pull these

colors together in the furniture without being overwhelmed. Both fabric pattern color schemes blended together the variety of colors and shapes.

The colors chosen for the café seating coordinated with the tablet arm chair fabrics and the red disks. The café tables were chosen to repeat the ceiling disks shape but in a neutral color and much smaller scale.

### *Judges Comments:*

- **Met criteria & worked well from existing Architect's selections; very creative.**
- **Appealed to student user groups**
- **Good Flexibility & respect for durable materials.**
- **Great use of color and fabrics!**



*Photos by Anne Adesso*

## Design Competition—Renovation Under \$50K



Coaches Office BEFORE the renovation

### Judges Comments:

- Cohesive design elements
- Thoughtfulness to user group
- Very functional
- Creative
- Proper size d furnishings for space
- Good use of existing materials

### 1st Place Cyndi Curnutte Basketball Coaches Office University of Missouri

A change in the leadership of our basketball program prompted this project. The new coach wanted a warmer and welcoming environment. He wanted to feel comfortable working in the space and being able to relax before games. He wanted to invite team players, potential recruits and their family members into the space and make them feel comfortable. From the door of the office, you are welcomed into the space. We provided a bar table and stools, adjacent to the coffee bar for impromptu meetings and a quick touchdown space for Coach.

A mocha cherry wood desk unit now provides an efficient workspace and integrates technology seamlessly into the furniture. To the left of the desk area is the family living room. This area provides a large and spacious dark chocolate leather sofa and two oversized lounge chairs. This area would be used for meetings and relaxing before games. Family photographs and accessories were added to warm the space. A textured area rug was selected for the living room area to provide a visual separation. On the back wall from the desk, is an

entertainment unit that houses a LCD screen. It was important to be able to view the screen from several angles in the office.

Working with existing maple finish on the doors, we used warm golden faux leather on all walls except the family wall. That wall received an embossed black and gold wallcovering. The maple wood trim was replaced and stained to match the new wood furniture. A classic and understated black and gold theme became warm and inviting through furniture and finishes.



Home of the  
Mizzou Tigers



Photos by Cyndi Curnutte

## 2nd Place—Sheri Harper Dunbar Media Studio Western Michigan University

The Media Broadcasting Department within the College of Communications was given grant money to do finishes, camera, and equipment upgrades (camera and equipment upgrades were completed by others).

The directive from the department head was as follows: Design a room that would appeal to students and make them excited about coming to class; Provide new carpet and seating; and to paint the classroom.

After our initial meeting we all agreed that it would be fun to design a classroom that would have the look and feel of a movie theater. Going with the movie theater direction we selected our carpet. INTERFLOR was chosen because they had a unique selection of carpet tiles. Using



their product would give us the exact look we were going for. Adding theater lights to the stair nosing, though not required by code, would give the room a “movie theater” feel.

Seating was chosen based on the need of the classroom. The class often met in groups and needed to have furniture that could easily be moved around into different configurations. The seating specified for the project would require tablet arms and the ability to nest or stack. The Torsion on the Go by KI met all of our clients needs. Bright colors were selected for the classroom to help stimulate the student’s creativity.

During the follow-up of the project we found that the students loved the space and were indeed excited about coming to class.



Media Studio  
BEFORE this remodeling



### Judges Comments:

- Creative
- Pushed design boundaries
- Durable and flexible furnishings

## 3rd Place—Sheri Harper Arts & Sciences Dean’s Office Western Michigan University

The goal of this project was to relocate the open area workstations to enlarge the reception area and add a student workstation to fulfill occasional back-up needs. The client also wanted to create a barrier to the offices that was currently lacking. Without privacy between the reception area and the offices, employees were often disrupted while working on confidential information. In the design and reconfiguration of the space we could not move any power poles (including electrical and data) due to asbestos above the ceiling. This made the reconfiguration quite challenging.

budget only new lobby seating was to be purchased. During the design process we found that the dated 80’s panel fabric was merely accent panels that could be easily removed. The existing tackpanels were recovered and the panels were cleaned. Once these things had been done the space starting taking on a new look.

For very minimal cost we were able to make some minor changes that made a major impact to the overall feel of the space.

The College had a very meager



Photos by Sheri Harper

### Judges Comments:

- Good use of limited budget
- Very functional



Reception area  
BEFORE this remodeling

## Design Competition—Renovation \$50-\$150K

### *1st Place Sheri Harper* **Human Resources Office Remodel** **Western Michigan University**



**Human Resources BEFORE**  
this renovation

#### **Judges Comments:**

- **Programming excellent**
- **Space plan very effective**
- **All components of space were well thought out from ceiling to floors to walls to furniture**
- **Lighting well done**


The Human Resources Department had not been remodeled in years and was desperate for a change. The department had been reorganized, added staff, and their offices needed to be reconfigured into a flow that worked better. Though their requirements changed and personnel were added, their allotted square footage did not change. This presented a challenge as we spaced planned this project.

The following were some of the requirements the client wanted to see in the remodeled space. Relocate the current entrance

and make the new entrance more appealing and welcoming. Add porcelain tile to the office entry. Purchase new open office furniture and add workstations to accommodate the additional staff. Purchase new window treatments and carpet for the space. Paint office area.

To accomplish a more welcoming entrance was a challenge. The location where the client wanted to have the new entrance was riddled with

panels and cabinets, some of which could be eliminated and some that needed to remain access available. By using a Nova Wall Fabric system we were able to hide some of the panels, paint others and eliminate the ones we could by code. The Nova Wall system was a great to use over the existing concrete block walls; it also allowed us to provide a unique and well defined entrance to their space without the cost of a major remodel.



*Photos by Sheri Harper*

## 2nd Place Molly O'Donnell The Hoosier Den Indiana University

In an effort to keep students on campus at night I designed a flexible social space in an unused dining room. Amenities include a raised maple stage for live acts with velvet curtains that open to reveal a flat white surface for satellite TV, computer or video projections. A mobile podium controls a ceiling-mounted projector, sound system, and sports ticker. A dozen speakers are hidden above the 11' black acoustic tile ceiling. Track-mounted theater lights echo the curve of the stage. Colorful pendant lights above the tables in the central area help create an intimate atmosphere. When the main


lights are turned on and casters are unlocked, the tables and stackable chairs can be pushed aside for dancing.

The ceiling along the perimeter was dropped to 9' with a sports ticker, programmable with local events or scores, on one face of the bulkhead. Three wide flat-screen TVs, each tunable to its own satellite TV channel, can turn toward the open seating area or rotate toward perimeter lounge seating. These sofas and club chairs have firm, wide arms designed to be sat upon, and TVs, VCRs and DVD players can be wheeled up for students to play their own video games.


Full length velvet draperies can be pulled forward to afford a degree of acoustic and visual separation between seating areas.

The low-ceiling area near the entrances and serving line, between two existing columns and a dark purple back wall accented by a strip of black lights, houses a bank of arcade games, foosball, pool and ping pong tables.

Due to be open until 2:00 to 3:00 AM, security was a major concern. In addition to setting up hidden cameras, jacks were installed so game tokens, food and drinks can only be purchased with students' campus access cards.



The Den BEFORE this renovation



Photos by Molly O'Donnell

### Judges Comments:


- Creative palette
- Flexibility good
- High student appeal
- Very fun nightlife entertainment space

# Design Competition—Renovation Over \$150K

## 1st Place Jessica Brownfield Hatch Hall Renovation University of Missouri



Hatch Hall Lounges BEFORE this renovation



Hatch Hall is a traditional, double-loaded corridor design residence hall situated in an eight story building with communal restrooms. The renovation included mechanical, electrical and plumbing upgrades, removal of existing balconies, addition of windows, upgrade of all finishes, addition of a spacious main lounge to the first floor and realignment of a new entry to provide access to the College Avenue Bridge.

It was necessary for the finishes and furniture selected for this

hall to make a great impact on parents and students who may feel that a new hall may be a superior choice to a renovated hall. Modern selections such as sleek Italian porcelain tile, faux leather cocktail ottomans, sliding glass partition doors, contemporary lighting pendants, and clean-lined upholstery furniture, further this positive impact. Also, natural light has increased in both the student rooms and the lounges via larger windows, and in the case of the lounges, added windows create a brighter, more positive atmosphere for the

living and learning environments for the students. The addition of a main lounge for the hall has given the students a large area for relaxation but also for congregating for programs or large events or meetings.


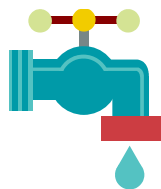
Another accomplishment in Hatch Hall is the change from our standard VCT flooring in our student rooms to a durable sheet vinyl that looks like real wood. It provides our staff with a floor that will not take wax and does not require buffing, reducing our maintenance time significantly.



### Judges Comments:

- Very creative
- Appeals to large variety of audiences
- Very functional
- Good use of materials

Photos by Jessica Brownfield





McDavid Hall BEFORE this renovation.

**Judges Comments:**

- **Appealed to audience**
- **Very Creative**
- **Good use of materials**



## 2nd Place Jessica Brownfield McDavid Hall Renovation University of Missouri

McDavid Hall has long been the home of the Fine Arts Residential Community. As a result, the students and FARC alumni were quite essential with programming essential community elements to be maintained to assure FARC continued to feel like home post renovation. Their list included such things as maintaining the influence of the color purple (also the name of their in-house magazine,) preserving existing murals, increasing storage.

This project was primarily intended to be a mechanical, electrical and plumbing renovation with the addition of central air, new energy efficient lighting, and completely modernized restrooms. Even

though it was primarily a MEP project, the construction of large chases and soffits created an interesting challenge of maintaining spaces that did not feel largely retrofitted. The Community worked hard in communicating the importance of maintaining existing murals that had long been iconic in the atmosphere at McDavid. Several of these murals were interrupted with the new soffits and chases and had to be “touched up” by the students after we regained occupancy of the building.

The main lounge at McDavid serves as a multi-purpose room of a unique kind. At one end of the rectangular room, the FARCers have a mural of a stage that they

use for a back drop for Open Mic Night. The other end of the room holds the only “house” TV for the building, their stated preference. Room usage is in a state of constant transition; therefore, the furniture was selected with maximum flexibility in mind.


The redesign on the space adjacent to the lounge also allowed for a storage room to accommodate Art Avocates (a student group) materials and program hall necessities like a bbq grill, portable stage, painting supplies, extra easels, tables, music stands, and chairs .



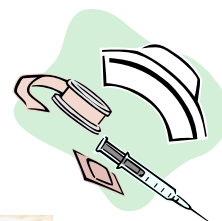
Photos by Jessica Brownfield

## 3rd Place Tracy Schultz Sinclair School of Nursing Auditorium Renovation University of Missouri

This project was to design a state-of-the-art learning environment for nursing students. The designer needed to update the auditorium visually, acoustically, and specify furniture that repelled beverages, was comfortable for those 3 hour plus seminars and meet ADA requirements.



Photos by Tracy Schultz



The auditorium BEFORE this renovation.

**Judges Comments:**

- **Appealed to audience**
- **Very Creative**
- **Good use of materials**



Networking since 1979!

The Association of University Interior Designers  
Julie Lenczycki, Clearstory Editor  
Western Michigan University  
Campus Architecture & Design  
1903 W. Michigan Avenue  
Kalamazoo, MI 49008-5313  
  
Phone: 269-387-8822  
E-mail: Julie.lenczycki@wmich.edu

**Thoughts for our next issue:**

*As discussed at our meeting this year, we would like to produce more Clearstory newsletters per year. This present issue would be the only one published to our website other issues would be published via email to members only.*

*We are searching for hot topics and comments by the membership. I would send out an email requesting input on these topics and then compile the return comments into a newsletter format "for our eyes only". Be thinking of topics you would like to contribute in January . . . Sustainability, energy consumption, holistic approach to LEED, apartments vs. suite community living . . . You get the picture.*

*I hope you enjoy this issue of the Clearstory! Thanks to everyone who contributed!!! Julie Lenczycki, AUID 1st Vice President and Clearstory Editor*

We are on the web!  
Go to [www.auid.org](http://www.auid.org)

**Trivia answers:**

*AUID's First Conference was in October 1980 at Iowa State University, Ames. There were 13 people who attended.*

*AUID's First Design Competition was held in 1985, Rick Skaggs & David Stapleton from University of Oklahoma won first place.*

*Your guess is as good as mine as to who has the Zappo's frequent buyer card!*

**Candid shots are always fun!**

