

MISCELLANEOUS CAMPUS SPACES UNDER 5,000 SQ.FT.

DESIGNER: Logan Peterson
EMAIL: lpeterso@Richmond.edu
PHONE NUMBER: 804-287-1830
SCHOOL: University of Richmond

I HAVE RECEIVED PERMISSION FROM THE ARCHITECT FOR
USE OF PHOTOS OF THEIR WORK TO BE DISPLAYED ON THE
AUID WEBSITE: (YES/NO)

THIS PAGE WILL NOT BE SHARED WITH THE JUDGES, PLEASE
DO NOT INCLUDE ANY FLOOR PLANS OR PHOTOS ON THIS
PAGE.

IN ORDER TO PRESERVE ANONYMITY WITH THE JUDGES,
THE IDENTITY OF YOUR NAME/INSTITUTION SHOULD NOT BE
IN YOUR DESIGN INTENT STATEMENT OR IN PHOTOS (WHERE
POSSIBLE).

PLEASE EMAIL POWER POINT ENTRY DOCUMENT TO AUID
DESIGN COMPETITION EMAIL:

info@aid.org

MISCELLANEOUS CAMPUS SPACES UNDER 5,000 SQ.FT.

PROJECT TITLE: Wilton Center Ablution Area

SQUARE FOOTAGE: 222 SF

PROJECT BUDGET: 70K

DID YOU WORK WITH AN OUTSIDE FIRM OR CONSULTANT? IF

YES, LIST COMPANY NAME: (Y/N)

PROJECT DESCRIPTION: The project scope consisted of converting an existing Men's and Women's restrooms into an Ablution Area. Ablution areas are used by the Muslim community to perform a ritual called Wudu: The cleansing of one's hands, arms, legs and feet before prayer. The University is dedicated to providing spaces on campus that embrace students of all faith, traditions and backgrounds. The decision to create an Ablution Area for the Muslim community was no exception. Previously, Wudu was done in the bathroom sinks prior to daily prayer which, over time, created a safety issue for those practicing the ritual and those entering the restroom afterwards.

The project team worked closely with the University's Muslim Chaplain to develop the design concept. Special attention and detail were given to the placement, height, and final location of the raised platform, fixed seats, and faucets. This created a proper location for Wudu to take place, while still maintaining a standard ADA compliant single-stall Men's and Women's restroom on the second floor of the building.

The finish palettes were heavily influenced by shapes and designs found in Islamic culture. Doing so helps our Muslim students feel more connected to the University. By making culturally sound selections, and being mindful of the overall campus aesthetic, we were successful in maintaining the same level of sophistication brought to other spaces on campus.

The faucets were centered directly in the middle of the tile motif which required precise elevations and clear design intent relayed to the installers. A penny tile was chosen for the basin for its flexibility to be installed on a curved surface. A floor tile with higher than average floor coefficient was selected to ensure safety should the flooring become wet during Wudu. A clear glass shelf was chosen for its function in holding soap/belongings, and for its clean aesthetic, not taking away from the patterned wall tile. The result was a beautiful addition to the Wilton Center for Interfaith Campus Ministries.


Included in the project budget was demo, plumbing work, flooring

BEFORE



Wilton Center Ablution Area

AFTER

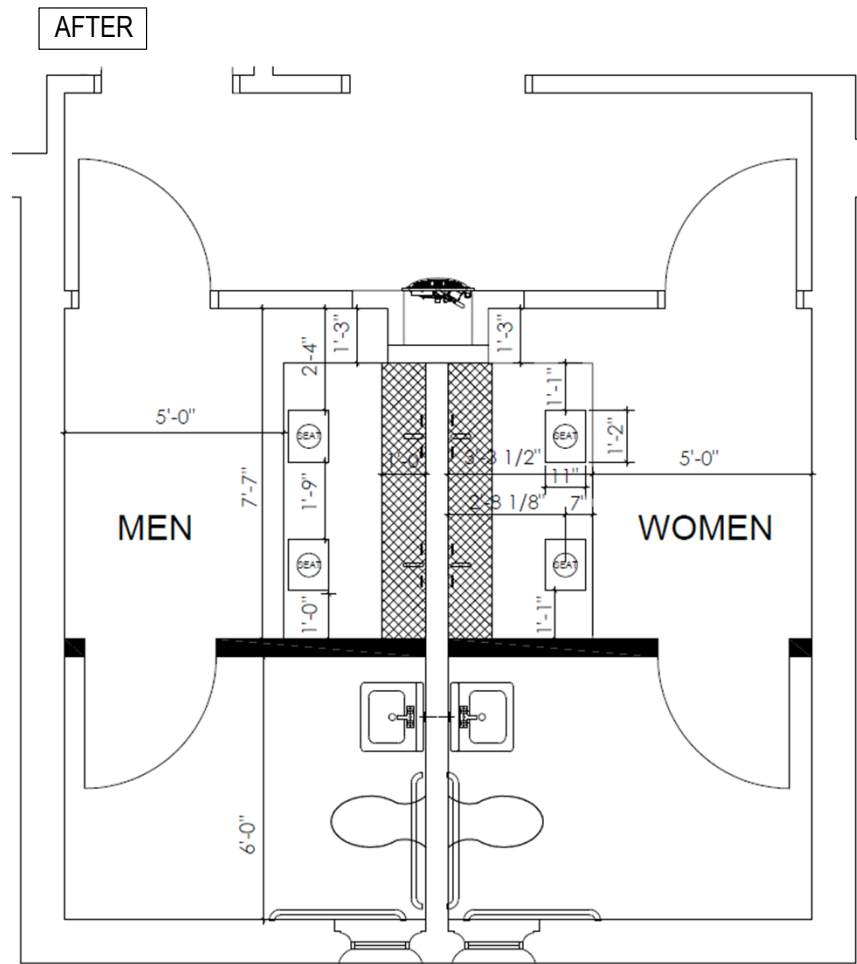
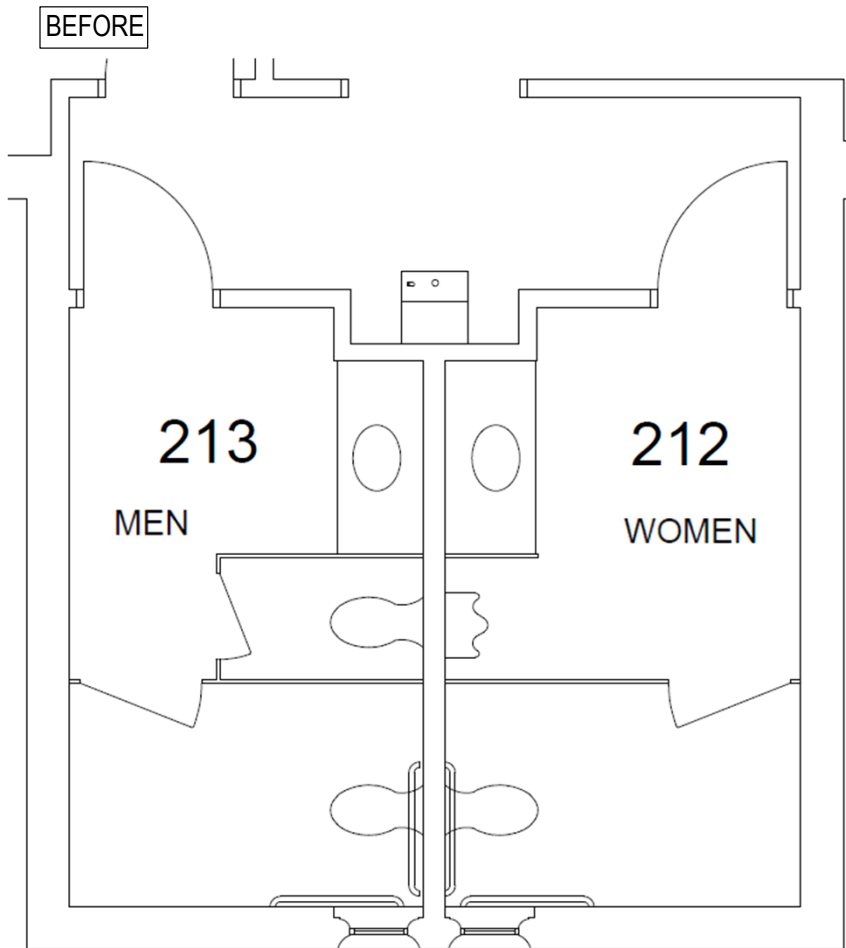


Wilton Center Ablution Area

PORTION OF PROJECT DESIGNER IS RESPONSIBLE FOR:

- PROGRAMMING
- FURNITURE SPECIFICATION
- FINISH SPECIFICATION
- WALL TREATMENT
- SPECIALTY SIGNAGE
- SPECIALTIES: CUSTOM DETAILS (LIST)
- PROJECT COORDINATION AND REVIEW

Wilton Center Ablution Area



Wilton Center Ablution Area